



All Users
100.00% Users



+ Add Segment

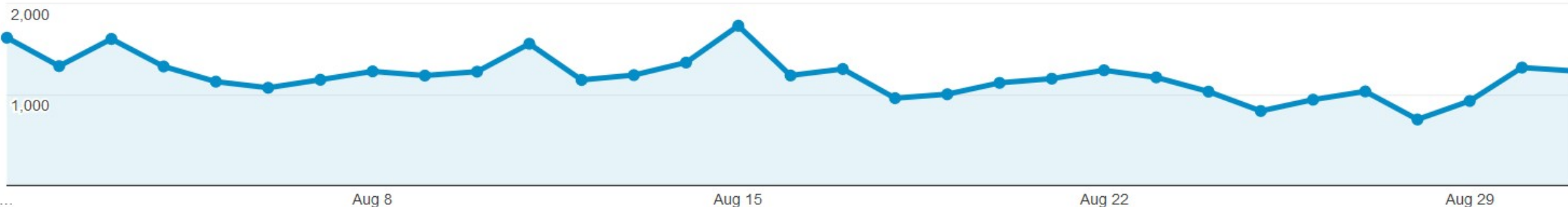
Aug 1, 2018 - Aug 31, 2018

Overview

Pageviews vs. Select a metric

Hourly Day Week Month

Pageviews



Users

3,936

New Users

3,652

Sessions

5,414

Number of Sessions per User

1.38

Pageviews

37,225

Pages / Session

6.88

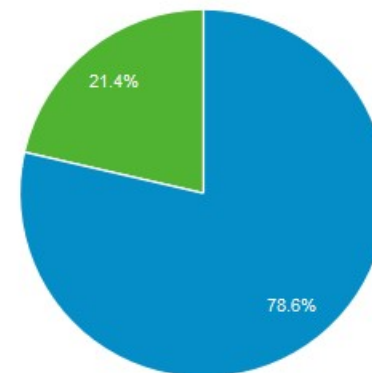
Avg. Session Duration

00:02:33

Bounce Rate

3.38%

New Visitor Returning Visitor





All Users
100.00% Goal Completions



+ Add Segment

Aug 1, 2018 - Aug 31, 2018

Goal Option:

All Goals

Overview

Goal Completions vs. Select a metric

Hourly Day Week Month

● Goal Completions



Goal Completions

365

Goal Value

\$0.00

Goal Conversion Rate

6.74%

Total Abandonment Rate

0.00%

Reservations (Goal 1 Completions)

365

Add LINE (Goal 2 Completions)

0

	Age ?	Acquisition			Behavior			Conversions Goal 1: Reservations ▾		
		Users ? ↓	New Users ?	Sessions ?	Bounce Rate ?	Pages / Session ?	Avg. Session Duration ?	Reservations (Goal 1 Conversion Rate) ?	Reservations (Goal 1 Completions) ?	Reservations (Goal 1 Value) ?
		1,595 % of Total: 40.52% (3,936)	1,465 % of Total: 40.12% (3,652)	2,087 % of Total: 38.55% (5,414)	1.29% Avg for View: 3.38% (-61.73%)	7.70 Avg for View: 6.88 (11.99%)	00:02:55 Avg for View: 00:02:33 (14.19%)	7.24% Avg for View: 6.74% (7.32%)	151 % of Total: 41.37% (365)	\$0.00 % of Total: 0.00% (\$0.00)
<input checked="" type="checkbox"/>	1. 25-34	812 (50.91%)	746 (50.92%)	1,088 (52.13%)	1.19%	7.45	00:02:52	6.34%	69 (45.70%)	\$0.00 (0.00%)
<input checked="" type="checkbox"/>	2. 35-44	392 (24.58%)	360 (24.57%)	483 (23.14%)	1.66%	7.47	00:02:44	6.00%	29 (19.21%)	\$0.00 (0.00%)
<input checked="" type="checkbox"/>	3. 18-24	142 (8.90%)	130 (8.87%)	196 (9.39%)	0.51%	8.44	00:04:05	9.18%	18 (11.92%)	\$0.00 (0.00%)
<input checked="" type="checkbox"/>	4. 45-54	139 (8.71%)	129 (8.81%)	172 (8.24%)	1.74%	8.36	00:02:27	12.79%	22 (14.57%)	\$0.00 (0.00%)
<input checked="" type="checkbox"/>	5. 55-64	79 (4.95%)	74 (5.05%)	99 (4.74%)	1.01%	9.00	00:03:09	7.07%	7 (4.64%)	\$0.00 (0.00%)
<input checked="" type="checkbox"/>	6. 65+	31 (1.94%)	26 (1.77%)	49 (2.35%)	2.04%	7.57	00:02:12	12.24%	6 (3.97%)	\$0.00 (0.00%)



All Users
100.00% Users



+ Add Segment

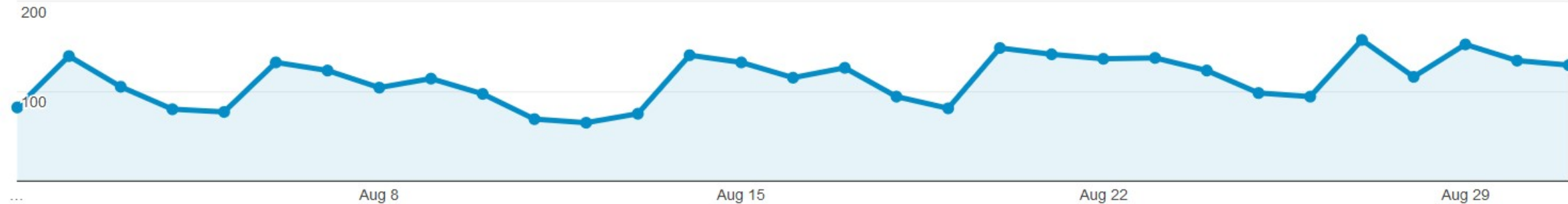
Aug 1, 2018 - Aug 31, 2018

Overview

Users vs. Select a metric

Hourly Day Week Month

Users



Users

3,089

New Users

2,925

Sessions

3,798

Number of Sessions per User

1.23

Pageviews

8,181

Pages / Session

2.15

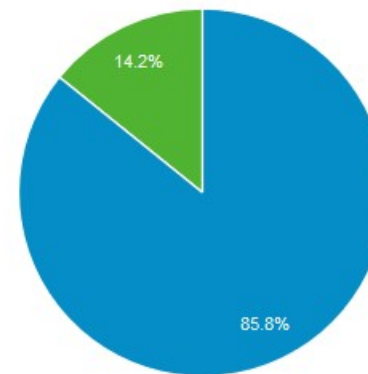
Avg. Session Duration

00:01:57

Bounce Rate

59.48%

New Visitor Returning Visitor

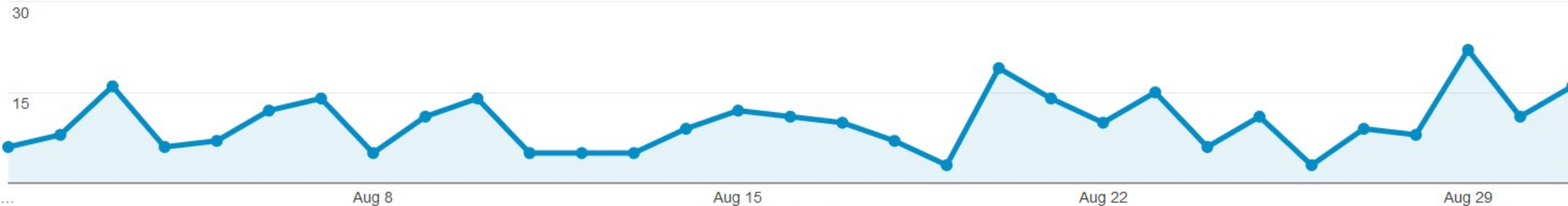


Overview

Goal Completions vs. [Select a metric](#)

Hourly **Day** Week Month

● Goal Completions



Goal Completions

310



Goal Value

\$0.00



Goal Conversion Rate

8.16%



Total Abandonment Rate

0.00%



Phone Clicks (Goal 1 Completions)

17



Clicks to Beat Hotel (Goal 2 Completions)

6



Contact Coworking Space (Goal 3 Completions)

14



Map Clicks (Goal 4 Completions)

227



Clicks to W District (Goal 5 Completions)

7



Add Line (Goal 6 Completions)

30



Contact Form Submission (Goal 7 Completions)

9



Age ?	Acquisition			Behavior			Conversions Goal 4: Map Clicks ▾		
	Users ? ↓	New Users ?	Sessions ?	Bounce Rate ?	Pages / Session ?	Avg. Session Duration ?	Map Clicks (Goal 4 Conversion Rate) ?	Map Clicks (Goal 4 Completions) ?	Map Clicks (Goal 4 Value) ?
	1,514 % of Total: 49.01% (3,089)	1,424 % of Total: 48.68% (2,925)	1,843 % of Total: 48.53% (3,798)	54.80% Avg for View: 59.48% (-7.86%)	2.37 Avg for View: 2.15 (9.88%)	00:02:25 Avg for View: 00:01:57 (23.70%)	6.95% Avg for View: 5.98% (16.20%)	128 % of Total: 56.39% (227)	\$0.00 % of Total: 0.00% (\$0.00)
<input checked="" type="checkbox"/> 1. 25-34	933 (61.54%)	872 (61.24%)	1,156 (62.72%)	53.55%	2.41	00:02:30	6.75%	78 (60.94%)	\$0.00 (0.00%)
<input checked="" type="checkbox"/> 2. 35-44	273 (18.01%)	258 (18.12%)	330 (17.91%)	57.58%	2.29	00:02:29	6.36%	21 (16.41%)	\$0.00 (0.00%)
<input checked="" type="checkbox"/> 3. 18-24	118 (7.78%)	113 (7.94%)	137 (7.43%)	54.74%	2.36	00:02:18	8.03%	11 (8.59%)	\$0.00 (0.00%)
<input checked="" type="checkbox"/> 4. 45-54	113 (7.45%)	106 (7.44%)	133 (7.22%)	57.14%	2.38	00:02:09	8.27%	11 (8.59%)	\$0.00 (0.00%)
<input checked="" type="checkbox"/> 5. 55-64	63 (4.16%)	59 (4.14%)	68 (3.69%)	61.76%	2.03	00:01:10	10.29%	7 (5.47%)	\$0.00 (0.00%)
<input checked="" type="checkbox"/> 6. 65+	16 (1.06%)	16 (1.12%)	19 (1.03%)	42.11%	2.21	00:02:58	0.00%	0 (0.00%)	\$0.00 (0.00%)

Show rows: ▾ Go to: 1 - 6 of 6 ◀ ▶